


# Responsibility

Our Young Kindness in the Classroom lessons teach kindness skills through a combination of literacy, math and science, citizenship, and music/movement activities that allow our youngest students a chance to explore difficult abstract concepts through a variety of concrete opportunities.



This unit is the third of our six-unit series, which lasts six months. If your school operates year-round, there is a second six-month cycle that will cover the same concepts, but at a higher level. The focus at this young age is exposure to basic levels of inclusiveness and ample time to practice skills related to this concept.

## Overview of Responsibility Unit

This packet contains everything you will need to complete this four-week unit. This is broken down into three core components:

- **Unit Overview** This includes a snapshot of everything covered in the following four learning domains:
  - **Literacy** There are four read-alouds PLUS activities and printables
  - **Math/Science** Counting, Patterns, Experiments, etc.
  - **Citizenship/Social Studies** Our themed RAK character will take students through community-based RESPONSIBILITY activities
  - **Music & Movement** Rhymes, fingerplays, and songs to reinforce RESPONSIBILITY
  - ONE **PROJECT** IS ALSO INCLUDED EACH WEEK!
  
- **Weekly Plans** Each week includes all 4 domains and covers the following themes:
  - Week 1: **Friendship, Kindness**
  - Week 2: **Responsibility, Kindness, Friendship**
  - Week 3: **Friendship, Responsibility, Kindness**
  - Week 4: **Diversity, Responsibility**
  
- **Printables** Each learning domain includes at least one printable to help reinforce the concept and practice basic fine and gross motor skills. The RESPECT unit includes the following:
  - R is for RESPONSIBILITY coloring sheet (**Literacy**)
  - Number lines, graphing, counting (**Math**)
  - Shapes sorting (**Science**)
  - Responsible Reya (**Citizenship**)
  - Song Sheets (**Music & Movement**)
  - **And more..!**

# Responsibility

RAK Concept: Responsibility	Read Aloud/ Literacy	Math/Science	Social Studies/ Citizenship	Music & Movement
<p><b>Week 1</b></p> <p><i>Themes:</i> Responsibility, Kindness</p> <p><b>PROJECT:</b> Responsibility Review</p>	<p><i>I Just Forgot</i> by Mercer Mayer <a href="https://youtu.be/vtiJXg--D6M">https://youtu.be/vtiJXg--D6M</a></p>	<p>Sticky Note Number Line</p>	<p>Meet Reya the Responsible Horse!</p>	<p>Days of the Week</p>
<p><b>Week 2</b></p> <p><i>Themes:</i> Responsibility, Kindness</p> <p><b>PROJECT:</b> Special Jobs Chart</p>	<p><i>Llama, Llama, Mess, Mess, Mess</i> by Anna Dewdney <a href="https://youtu.be/OXgHHs1Vg80">https://youtu.be/OXgHHs1Vg80</a></p>	<p>Shape Sorting</p>	<p>Reya Cleans her Stall</p>	<p>Clean Up Song</p>
<p><b>Week 3</b></p> <p><i>Themes:</i> Responsibility, Pets</p> <p><b>PROJECT:</b> Practicing Pet Responsibility</p>	<p><i>I Have a Pet</i> by Shari Helpren <a href="https://youtu.be/lkG5283Dc7M">https://youtu.be/lkG5283Dc7M</a></p>	<p>“I Have a Pet” Bar Graph</p>	<p>Reya Helps Mr. Farmer with a New Pet</p>	<p>Love Your Pets Song</p>
<p><b>Week 4</b></p> <p><i>Themes:</i> Responsibility, Community Helpers</p> <p><b>PROJECT:</b> Let’s Be Helpers</p>	<p><i>The Berenstain Bears-Jobs Around Town</i> by Stan and Jan Berenstain <a href="https://www.youtube.com/watch?v=219MsTiy2t4">https://www.youtube.com/watch?v=219MsTiy2t4</a></p>	<p>How Many Helpers?</p>	<p>Recognizing our Community Helpers</p>	<p>Jobs Song</p>

# Responsibility Week 1

**Theme:** Responsibility, Kindness

**Book of the Week:** *I Just Forgot* by Mercer Mayer <https://youtu.be/vtiJXg--D6M>

**Materials:** Book of The Week, Responsible Reya Script, Sing-Along,

## Literacy



### Share

Read *I Just Forgot* by Mercer Mayer

Read Aloud Link: <https://youtu.be/vtiJXg--D6M>

Together, discuss all the things that Little Critter forgot. What are some things we forget sometimes?

## Math & Science



### Inspire

#### Sticky Note Number Line

On the whiteboard, draw a number line with as many number hash marks as you feel are appropriate for your students (perhaps one for each student or just up to 5 or 10). Then, on as many sticky notes as hash marks, write out the corresponding numbers (1, 2, 3, 4, etc.). Have students take turns putting the sticky numbers in the correct order on the number line. If they forget which number goes next, have them work together to remember.

## Citizenship & Social Studies



### Empower

Introduce Reya the Responsible Horse. Reya is very responsible which means people can count on her! Whenever we see Reya, we will think about RESPONSIBILITY and how we can be responsible too. **Read Part 1 of the RESPONSIBLE REYA script located at the end of this unit.**

## Music & Movement



### Reflect

Using the Sing-Along sheet at the end of the unit, sing the following song:

#### Days of the Week Song

(To the tune of "The Addams Family")

There's Sunday and there's Monday,  
There's Tuesday and there's Wednesday,  
There's Thursday and there's Friday,  
Then Saturday  
Days of the week! (clap, clap)  
Days of the week, days of the week,  
Days of the week! (clap, clap)

## OPTIONAL PROJECT



### Project

#### Responsibility Review

This is a good time to review (or create!) the rules of responsibility in your classroom. Tell students you need to explain to Reya the Responsible Horse all of the special jobs students need to do every day! What are they responsible for when they arrive, enter the room, sit at circle time, or prepare for snack or lunch, etc. Pick 2-3 main responsibilities and have students

model each task as you talk about them to reinforce the desired responsible behavior (showing Reya what to do, of course!).

Preschool • Cycle 1

Week 2 Lessons

# Responsibility Week 2

**Theme:** Responsibility, Kindness

**Book of the Week:** *Llama, Llama, Mess, Mess, Mess* by Anna Dewdney <https://youtu.be/OXqHHs1Vg80>

**Materials:** Book of the Week, Responsible Reya Script, objects to sort by shape, masking tape (optional)

## Literacy



### Share

Read *Llama, Llama, Mess, Mess, Mess* by Anna Dewdney

Read Aloud Link: <https://youtu.be/OXqHHs1Vg80>

Together discuss

## Math & Science



### Inspire

#### Shape Sorting

Everything has its place! Use blocks or other shape cut-outs to have students practice sorting the objects by their shape. They can either put the shapes into piles or to help remind them which shape goes where, use masking tape to make the shape outlines (e.g., square, triangle, circle) on their tables or the floor and let kids sort the shapes into those taped outlines. Students can work in groups or on their own. You could also do color sorting with Legos if you don't have enough block shapes for everyone.

## Citizenship & Social Studies



### Empower

Bring REYA THE RESPONSIBLE HORSE to circle time. Reya always shows responsibility. Whenever we see Reya, we think of being reliable to do what is expected or required of us. Let's see how Reya has shown responsibility today. **Read Part 2 of the RESPONSIBLE REYA script.**

## Music & Movement



### Reflect

Using the Sing-Along sheet at the end of the unit, sing the following song:

#### Clean Up Song

(To the tune of "Twinkle, Twinkle, Little Star" - Author Unknown)

Clean up, clean up little star, stop and clean up where you are.

Time to put the toys away, we'll get them out another day. (or "later today")

Clean up, clean up little star, stop and clean up where you are!

## OPTIONAL PROJECT



### Project

#### "Chore Chart" or Special Jobs Chart

If you don't have one already, consider creating a chore chart or special jobs chart for the classroom. Explain to the students that it is important to keep the classroom neat and tidy so that people can get around the room safely, so that the classroom materials stay in good condition, and so that we stay healthy. It feels good to be in a clean space and it is everyone's responsibility to keep it neat! Begin giving students special jobs and then rotate through them each day or week.

# Responsibility Week 3

**Theme:** Responsibility, Pets

**Book of the Week:** *I Have a Pet* by Shari Helpren <https://youtu.be/lkG5283Dc7M>

**Materials:** Book of the Week, Responsible Reya Script, Sing-Along Sheet, whiteboard and markers

## Literacy



### Share

Read *I Have a Pet* by Shari Helpren

Read Aloud Link: <https://youtu.be/lkG5283Dc7M>

Talk about pets the students have at home. What are their responsibilities with their pets?

## Math & Science



### Inspire

#### “I Have a Pet” Bar Graph

Survey the students about their pets. Count, as a class, how many kids have dogs, cats, birds, hamsters, and lizards. Draw a simple bar graph on the board to demonstrate the numbers. Which pet does your class have the most of? Which is the least? Explain that a bar graph helps us compare different groups of things, like different types of pets.

## Citizenship & Social Studies



### Empower

Bring REYA THE RESPONSIBLE HORSE to circle time. Reya always shows responsibility. Whenever we see Reya, we remember to do the things people expect us to do. Let’s see how Reya has been responsible today. **Read Part 3 of the RESPONSIBLE REYA script.**

## Music & Movement



### Reflect

Using the Sing-Along sheet at the end of the unit, sing the following song:

#### Love your Pets

(Author Unknown; to the tune of “Row, Row, Row Your Boat”)

Love, love, love your pets  
Love them every day,  
Give them food, and water too,  
And let them run and play!

## OPTIONAL PROJECT



### Project

#### Practicing Pet Responsibility

Put students in pairs and do a role-play of ‘pets’ and ‘owners’. Half of the students will be owners and the other half will be pets (students can choose which pet they will be). Talk about all of the responsibilities that owners have with their pets. Then let students role play those responsibilities with their “pet partner.” After a few minutes, switch roles. When finished, sit together as a group and talk about what it means to be a responsible pet owner.

# Responsibility Week 4

**Theme:** Responsibility, Community Helpers

**Book of the Week:** *The Berenstain Bears- Jobs Around Town* by Stan and Jan Berenstain

<https://www.youtube.com/watch?v=219MsTiy2t4>

**Materials:** Book of The Week, Responsible Reya Script, Sing-Along, drawing paper, crayons/markers

## Literacy



### Share

Read *The Berenstain Bears- Jobs Around Town* by Stan and Jan Berenstain  
Read Aloud Link: <https://www.youtube.com/watch?v=219MsTiy2t4>  
Discuss all of the jobs the bears saw around town. What kinds of jobs do you have in your community?

## Math & Science



### Inspire

How Many Helpers?  
Have students complete the How Many Helpers worksheet. Then have them talk about all of the helpers you have in your community.

## Citizenship & Social Studies



### Empower

Talk with REYA THE RESPONSIBLE HORSE about how much your class has learned about responsibility. Reya always shows responsibility. Whenever we see Reya, we think about being reliable to do the things that are expected or required of us. Even though this is our last week of responsibility, Reya will stay with us this year to remind us to always be welcoming. **Read Part 4 of the RESPONSIBLE REYA script below.**

## Music & Movement



### Reflect

Using the Sing-Along sheet at the end of the unit, say the following poem:

**Jobs Song**  
(Credit: Kidsparkz)

If I were a baker (pretend to put on a hat and apron)  
What would I do?  
Bake lots of cookies (make a circle with thumb and forefinger)  
For me and you. (point to self and a friend)

See song sheet for other verses

## OPTIONAL PROJECT



### Project


#### Let's Be Helpers!

Talk about all of the wonderful helpers you have in your school and community. Talk about what they do that makes them helpers. Then, let students play dress-up and role-play being the community helpers you discussed. If possible, set out the clothes and toys in stations and have groups of kids rotate through.

## RESPONSIBLE REYA Script- PART 1

Meet Reya! Reya is a RESPONSIBLE horse! She lives on the Kindness Farm with Raphael the Respectful Dog, Chloe the Caring Cat, Harry the Honest Hen, and Isaac the Inclusive Cow. Reya's main job is to be **responsible**, which means **being reliable to do what is expected or required of you**.

This means that we do what we know someone else wants or needs us to do - like walking quietly in the hallway or hanging up our jackets when we get to school. What would happen if we ran in the hallway or left our stuff lying around all over the classroom? **\*Invite student responses.** Right! Reya, what are some of the things you are responsible for on the Kindness Farm? We know that Isaac is in charge of welcoming everyone who visits; what do you do? **\*Pretend Reya whispers in your ear.** Oh wow! That is a lot of things to be responsible for! Class, Reya says it is her job to make sure the gates are locked at night and unlocked in the morning. She carries Mr. Farmer around the farm, so he can check that everyone has enough food and water. She also is responsible for planning and hosting the Family Farm Festival every year! Reya, tell us more about the Family Farm Festival! **\*Pretend Reya whispers in your ear.** That sounds really neat, Reya! Class, Reya says the Family Farm Festival is like a big party at the farm. There are games, there is yummy food, there is music, and people from all over come and enjoy a fun day on the farm. Reya helps plan it with the other animals and, on the day of the festival, she is responsible to make sure all of the farm animals do their job and all of the visitors have a good time. That is a big job! Class, what are some things you are responsible for in our classroom? **\*Partner this with the Project from Week 1.** Isn't it great that we all have special jobs to do? When we are all reliable to do the things that are expected or required of us, our days run so much better. Thank you all for being so responsible!



## RESPONSIBLE REYA Script- PART 2

Hello, Reya! How have you been this week? **\*Pretend Reya whispers in your ear.** Oh! I see. Well, I think a lot of our students here can relate. Class, have any of you had to clean your room before? Raise your hands. I thought so. Reya said that this week, Mr. Farmer told all of the farm animals this week that they were responsible for cleaning up their pens this week! Reya had straw everywhere! She had also spilled her oats all over the floor, so she had a big mess. And guess what? She didn't want to clean! She wanted to go out into the fields and eat grass and run around with her friends. Does that sound like you? How many of us would rather play than clean? **\*Wait for students to raise hands.** I thought so. Reya, we can relate to you! But, when we have special places and things like bedrooms and toys, it is our responsibility to take care of them. It is important to clean our rooms or make our beds or pick up after ourselves. This also shows respect for the places and things that are important to us. Remember how we learned about respect? Being responsible also shows respect! So, what do you think Reya should do right now? Should she clean her stall as Mr. Farmer asked or should she go out to the fields and play? **\*Invite student responses.** Yes, I agree. I think Reya should clean her room first and then go play. She can actually do both! Isn't that great! Let's remember that next time we have a chore or special job to do. We can be responsible and still have fun.

### RESPONSIBLE REYA Script- PART 3

Welcome back, Reya! What new and exciting things have been going on at the farm this week? **\*Pretend Reya whispers in your ear.** Oh wow! That IS exciting! Class, Reya said that Mr. Farmer got a new pet this week - a pet turtle! Does anyone here have a pet turtle? **\*Invite student responses.** Class, Reya says that Mr. Farmer needs some advice as to how to take care of his new pet turtle. What are some things you might tell Mr. Farmer about how to care for a new pet? **\*Invite student responses.** These are all great ideas! Reya, do you think you can go back and tell Mr. Farmer all of these great ideas? She will! It is a big responsibility to have pets, isn't it, class? When we have a pet, it means another living creature is depending on us for food, water, shelter, and care - even turtles, who maybe aren't as cuddly as kittens or puppies - need very special care and attention. Thanks, Reya, for sharing about Mr. Farmer's new pet and for helping Mr. Farmer be a responsible pet owner!

### RESPONSIBLE REYA Script- PART 4

Hello Reya! Great to see you again! Though, Reya, we are a little sad today. This is our last week with you! You have done such a great job teaching us more about responsibility. Thank you! Class, can we all shout "THANK YOU" to Reya? **\*Invite students to yell "THANK YOU!"** Before we finish our last week, Reya wanted to share more about responsibility on the Kindness Farm. We all know that Mr. Farmer and all of the animals have special responsibilities - things they are expected to do. But there are other people who also have special jobs and responsibilities on the farm. Reya says that there are some community helpers who are very important to the Kindness Farm. First, there is Doctor Maya who is a veterinarian. Have any of you heard of a veterinarian? **\*Invite student responses.** Right! A veterinarian is a doctor just for animals. Dr. Maya visits the Kindness Farm to make sure all of the animals are feeling healthy and strong, and if any of the animals is not feeling well, she helps them feel better! Sam the Store Owner is also a community helper who visits the farm. Sam owns a local farm and feed store in town where Mr. Farmer buys pellet food for the chickens and big blocks of salt for Reya and Isaac to lick (did you know that cows and horses like to lick big blocks of salt?!) Cassie the Co-op Manager is also a special community helper who Mr. Farmer works with. She buys Mr. Farmer's chicken eggs and sells them in the food co-op to people who live in their community. Everyone loves buying eggs that came from the Kindness Farm - I know I would! You see, there are many people who help make the Kindness Farm really special. Think about all of the helpers who make our school and community special places. We need everyone in our community to work together. Next time you see or recognize someone helping make our school or community special, give them a big smile and thumbs up. Let's practice that now. Everyone give Reya a big thumbs up and smile! Thank you, Reya!





## **Days of the Week Song**

Original Author Unknown  
(Tune: "The Addams Family")

There's Sunday and there's Monday,  
There's Tuesday and there's Wednesday.  
There's Thursday and there's Friday,  
Then Saturday  
Days of the week! (clap, clap)  
Days of the week, days of the week,  
Days of the week! (clap, clap)



## **Clean Up Song**

(To the tune of “Twinkle, Twinkle, Little Star” - Author Unknown)

Clean up, clean up little star,  
stop and clean up where you are.  
Time to put the toys away,  
we’ll get them out another day. (or “later today”)  
Clean up, clean up little star,  
stop and clean up where you are!



## **Love your Pets**

(Author Unknown; to the tune of "Row, Row, Row Your Boat")

Love, love, love your pets  
Love them every day,  
Give them food, and water too,  
And let them run and play!



## **Jobs Song**

(Credit: Kidsparkz)

If I were a baker (pretend to put on a hat and apron)  
What would I do?  
Bake lots of cookies (make a circle with thumb and forefinger)  
For me and you. (point to self and a friend)

If I were a veterinarian, (pretend to put a stethoscope in ears)  
What would I do?  
Care for your pet (pretend to examine a cat or dog)  
It's special to you.

If I were a dentist, (look in mouth of friend)  
What would I do?  
Check those teeth (pretend to drill or x-ray friend's teeth)  
That's good for you!

If I were a hairdresser (pretend to comb a friend's hair)  
What would I do?  
Wash and trim your hair (pretend to wash & cut a friend's hair)  
Looks good on you!


**Directions:** Below are pictures of community helpers. How many do you count? Draw a line from the group of helpers to the correct matching number. For example, if you see TWO helpers, draw a line from those two helpers to the number "2".




1



2




3



4



5



**'R' is for Responsibility**